


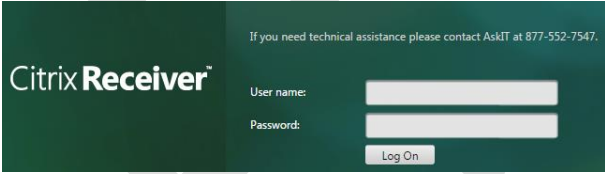



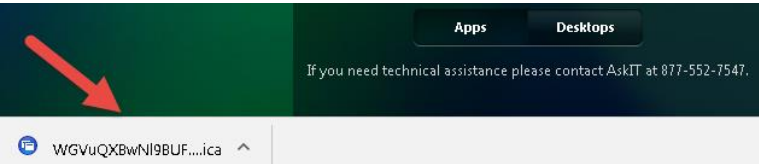
Quick Reference Guide

May 2017

Accessing MEDITECH – Outside of a SJH Facility

OVERVIEW

You will access MEDITECH through the SJH Cloud (Citrix) when accessing outside of a St. Joseph Health (SJH) facility. This guide reviews how to log into MEDITECH on a computer outside a SJH Facility.

Accessing MEDITECH From the SJH Cloud					
1	<p>Access <i>Chrome</i> or <i>Internet Explorer</i> & type storefront.stjoe.org in the address field. (DO NOT USE “www”).</p> 				
2	<p>Enter your SJH Username & Password in the Citrix log-in screen & click Log On.</p> 				
3	<p>Click the Apps button at the bottom of the screen.</p> 				
4	<p>Find and click the MEDITECH Standards icon for your region.</p>  <table border="1" data-bbox="272 1171 1393 1306"> <tr> <td>NorCal</td> <td>St. Joseph Hospital, Eureka Redwood Memorial Hospital Santa Rosa Memorial Hospital Queen of the Valley Hospital</td> <td>SoCal</td> <td>St. Mary Medical Center St. Jude Medical Center St. Joseph Hospital, Orange Mission Hospital, Mission Viejo & Laguna Beach</td> </tr> </table>	NorCal	St. Joseph Hospital, Eureka Redwood Memorial Hospital Santa Rosa Memorial Hospital Queen of the Valley Hospital	SoCal	St. Mary Medical Center St. Jude Medical Center St. Joseph Hospital, Orange Mission Hospital, Mission Viejo & Laguna Beach
NorCal	St. Joseph Hospital, Eureka Redwood Memorial Hospital Santa Rosa Memorial Hospital Queen of the Valley Hospital	SoCal	St. Mary Medical Center St. Jude Medical Center St. Joseph Hospital, Orange Mission Hospital, Mission Viejo & Laguna Beach		
5	<p>When the MEDITECH screen appears, press ENTER on your keyboard.</p> <p>You should NOT need to log into MEDITECH. If you receive a log-in screen, stop and call the IS Service Desk.</p> 				
6	<p>On some devices, you may need to click the file type which appears at the bottom of the screen.</p>  <div style="border: 1px solid black; padding: 5px; width: fit-content;"> <p>Please be patient, the system may take a few seconds to open (especially the first time).</p> </div>				
7	<p>Once in MEDITECH, you will:</p> <ul style="list-style-type: none"> Click the Applications menu item, then choose the appropriate Facility. 				

For Questions: Contact the IS Service Desk at 877-552-7547, Option 2