
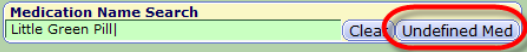

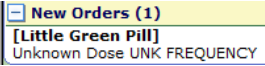


Home Medication Documentation

Adding Home Meds with an Unknown Name or Dose (Undefined Med)

If the patient states that he/she is taking a home med but does not know the med Name or Dose, this is entered as an Undefined Medication.

1	From the Reconcile Meds screen, click Meds .
2	 <p>At the Medication Search field:</p> <ul style="list-style-type: none"> • If the med name is unknown: type the patient’s description of the med. For example, type “Little Green Pill.” • If the med name is known but the dose is unknown or not in the formulary: type the complete name of the medication.
3	 <p>Click Undefined Med</p>
4	<p>On the order string, enter as much information as the patient knows about the med by clicking into the fields on the order string.</p> <ul style="list-style-type: none"> • If the frequency is unknown, click <freq> and type UN and select Unknown Frequency. • If dose is unknown, click on the <dose> field and click the Unknown Dose box. 
5	Click Select .
6	<p>On the Last Taken screen, enter details about the last dose taken:</p> <ol style="list-style-type: none"> Enter a Date and Time when the med was last taken. If <u>unknown</u>, click the box for Unknown Date/Time. At Dose: document the dose taken even if it does not match the STRENGTH of the medication that was prescribed. At Information Source: enter who is providing the information. Click the down arrow or press F9. Type P if provided by patient. At Medication Purpose: type the reason the patient takes the med. At Attention Req: click Yes whenever there is an <u>unknown name</u>, <u>dose</u>, <u>frequency</u> or <u>reason</u>. Click Save. Under New Orders, the Undefined Med appears with brackets around the name. 
7	If done documenting home meds, click Save, File and Refresh .
8	Mark each medication as Reviewed . Click Save, File and Exit .