

ED Home Medication Documentation

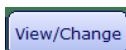
Updating (Replacing) an UNDEFINED Home Med

An Undefined Home Med must be edited (replaced) not cancelled.

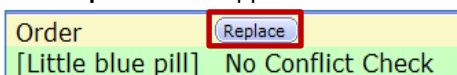
1. From **Reconcile Meds**, click the **Undefined** medication.

[Little blue pill] DAILY	No Conflict Check	Reported	New Order Nursing RN 10/19/16 @ 1331	10/19/16 @ 0700 Unknown Dose	[Little blue p...
-----------------------------	-------------------	----------	--	---------------------------------	-------------------

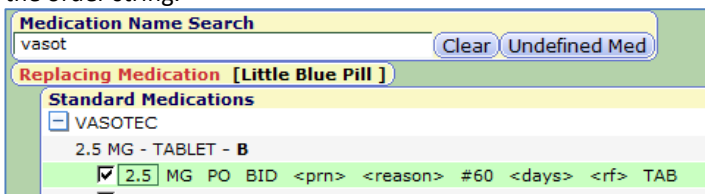
2. Click **View/Change**.



3. Click **Replace** in the upper left corner of the screen.



4. At **Medication Name Search**, clear the undefined med name, search for the new medication, and click to select the order string.



5. Click **Select**.
6. Click **Save**. Select **File and Refresh**. The updated information appears in the Home Med list.
7. **Important:** Click in the **Action** cell for each med reviewed and updated, select **Review**, and then click **Save** and a file option.

