

ED EMR

Historical Patient Data

In 2013, the Health System began implementing a new standard MEDITECH system that replaced individual ministry systems. Therefore, patient data from visits before the implementation dates below will NOT be found in our current Standards system and must be accessed using the following process.

Implementation Dates:

Texas: Sept. 8, 2013

NorCal: Feb. 1, 2014

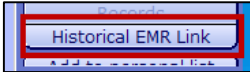
SoCal: June 1, 2014

Process:

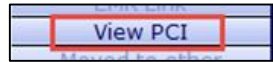
1. From your patient's EMR, click the **Other Visit** panel button.



2. Click **Historical EMR Link**.

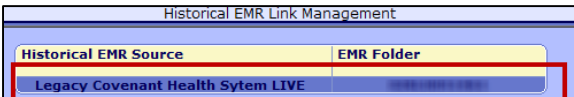


(Exception: At *St. Mary's* – Click *View PCI*)



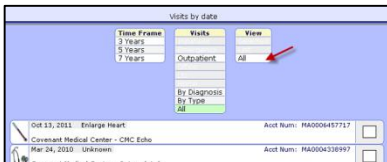
- If the patient was NOT seen in the ministry prior to Standards, the link will be low lit (not active).

3. Click the patient's **Legacy** EMR Folder.



- The “legacy” system may take several minutes to open the first time.
- The “legacy” system will open to the chart of the patient with whom you are working in our current system.

4. Click **All** in the **View** column or on a particular visit.



5. To close out of the “legacy” system, click the red **X** in the upper right.