

ED Order Entry

IV Fluids Orders








- From the Tracker, highlight the patient and click the **Order** menu button:
 - Ensure the patient and allergy status are correct
 - Enter Provider name and order source
 - Review current orders
- Click **Meds** to begin the search for your order.



- At **Medication/IV Component**: type a few letters of the order name.
- Click the order that is closest to the provider's order.

<input checked="" type="checkbox"/> D5	IV	CALORIC AGENTS
<input type="checkbox"/> D5+1/2NS	IV	CALORIC AGENTS
<input type="checkbox"/> D5+1/2NS+KCL 10 mEq/L	IV	REPLACEMENT PREPARATIONS

- Click **Select**.
- Review the order string options. Choose the order string closest to the provider's order.

<input type="checkbox"/> D5+KCL 10mEq/L @TKO	SCH		<input type="checkbox"/>  
<input checked="" type="checkbox"/> D5+KCL 20mEq/L @ 80 mLs/hr	SCH	11/10 0840	<input checked="" type="checkbox"/>   
<input type="checkbox"/> D5+KCL 20mEq/L @100 mLs/hr	SCH		<input type="checkbox"/>  

- Click the blue **Edit** button to adjust the details.
- Adjust the Rate and all other components to match the provide order.

* Rate	<input type="text" value="85 MLS/HR"/>
Route	<input type="text" value="IV"/>

- Click **OK**.
- Click **Select**.
- Click **Save** and choose a File option.