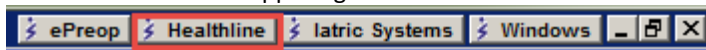


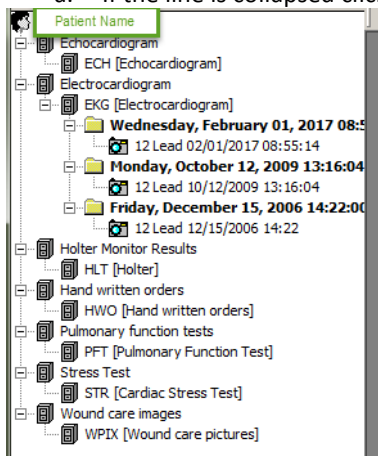
Healthline

EKG Viewing – Humboldt

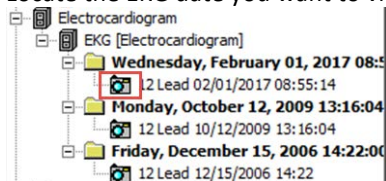
1. To view an EKG, select a patient on the status board or from the EMR and click **Healthline** in the upper right corner of the screen.



2. A list will appear, locate the **Electrocardiogram** line.
 - a. If the line is collapsed click the + sign to open.



3. Locate the EKG date you want to view, click on the **camera icon**.



4. The EKG will display.
5. Click the X in the upper right hand corner to close and exit back to MEDITECH.