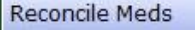




# Home Medication Documentation

## Add/Review Preferred Pharmacy and Favorite Pharmacies

1	From the Status Board, highlight the patient and click <b>Reconcile Meds.</b> 
2	If a <b>Preferred Pharmacy</b> appears in the top yellow row, and the patient states the information is still current, then click <b>Review</b> .   Walmart , Last Updated By Nursing RN 10/29/13 @1256
3	If a <b>Preferred Pharmacy</b> does not appear or you need to change the current pharmacy: a) At <b>Preferred Pharmacy</b> click <b>Edit</b> .  b) To search: a. Type the name of pharmacy and city. b. Click <b>Search</b> . c) Choose 1 Preferred Pharmacy and up to 4 <b>Favorite Pharmacies</b> . d) Click <b>Save</b> .
4	If the patient does not have a Preferred Pharmacy, click the <b>Not Found</b> button. In the Pharmacy Name field, type NO PREFERRED PHARMACY. <u>If the pharmacy is not listed</u> , click the <b>Not Found</b> button and enter the Pharmacy Name and phone number which will update the Preferred Pharmacy field. Note: <b>Not Found</b> information does not get stored, so it won't be available for subsequent visits.